


- General introduction to instrumentation
- New instruments and opportunities
 - La Silla – Paranal Observatory (VLT)
 - E-ELT
 - Instrumentation R & D

ESO Industry Days 2011

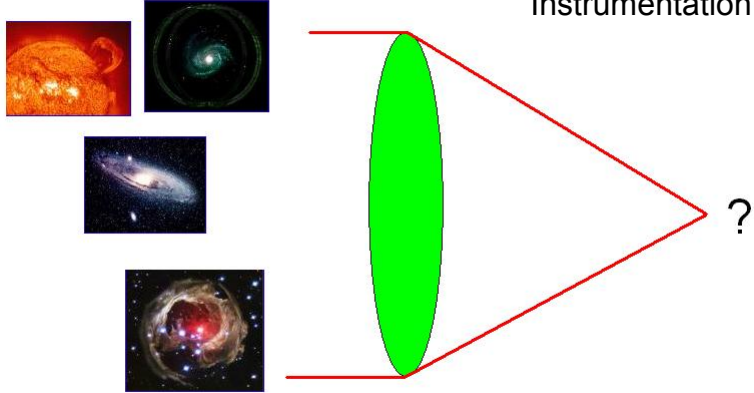
2




ES
O

1. Introduction

What do we mean by "Instrumentation" ?




The diagram illustrates the concept of instrumentation. On the left, four small images represent different astronomical objects: the Sun, a spiral galaxy, a nebula, and another galaxy. Red lines from these objects converge through a large green lens. The lines then converge to a single point on the right, which is marked with a question mark, symbolizing the unknown or the result of the instrumentation process.



ES
O


Instrumentation

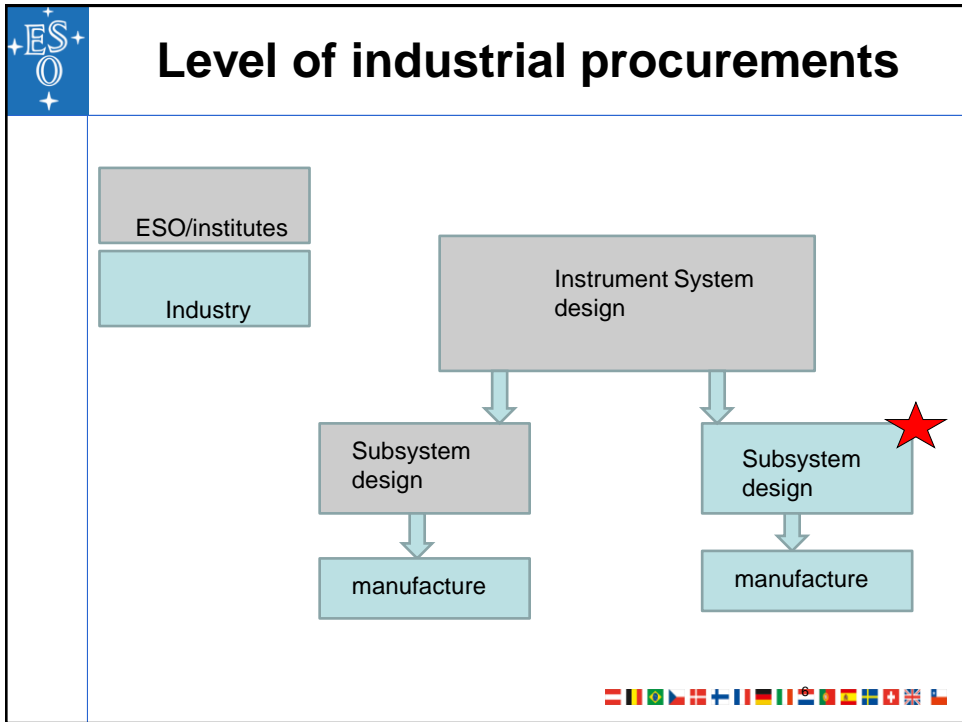
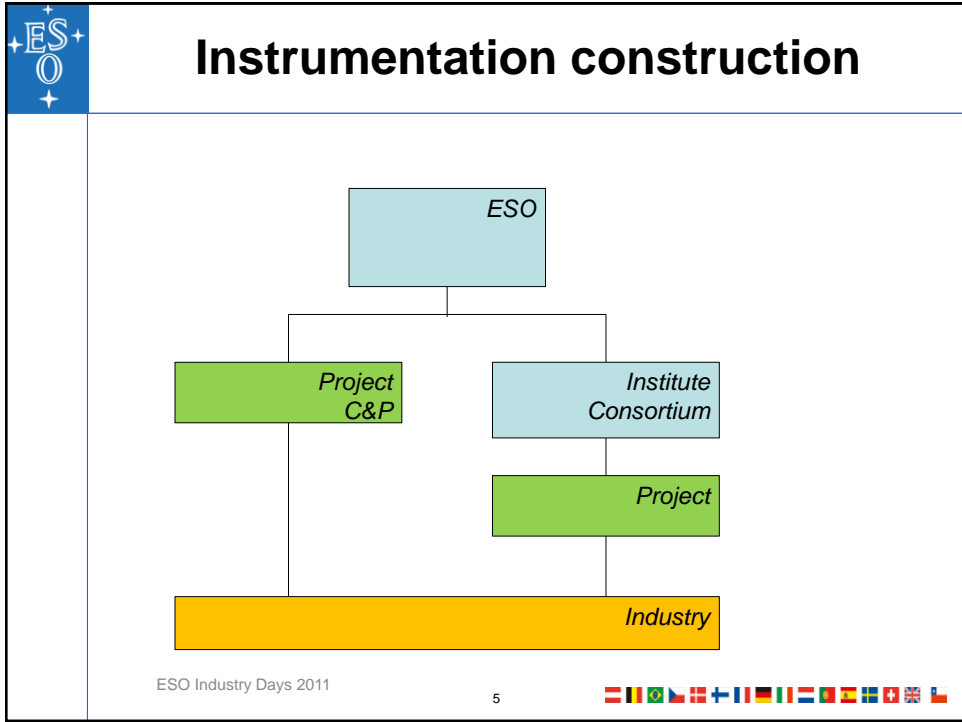



The collage consists of three photographs showing industrial instrumentation. The top-left photo shows a large, complex metallic instrument being worked on in a factory. The bottom-left photo shows a smaller, cylindrical instrument on a blue stand. The right photo shows a worker in a white lab coat and blue hard hat operating a control panel in a large industrial facility.

ESO Industry Days 2011

4










10 years of change


- Non-astronomical technology developments
 - Adapted for astronomy
 - Computing, optics
- Targeted R&D in institutes and industry
 - Detector developments, deformable mirrors
- Large increase in funds for instruments, matching telescope investments

Instruments under development


- KMOS IR 24-IFU IR spectrograph
- MUSE 1 arcmin square optical IFU
- SPHERE high-order AO imager/spectrometer
- AOF 4-laser, deformable M2, AO facility
- MATISSE LMN band 4-UT VLTI instrument
- GRAVITY K-band precision microarcsec VLTI
- ESPRESSO 10 cm/sec precision optical spectrometer






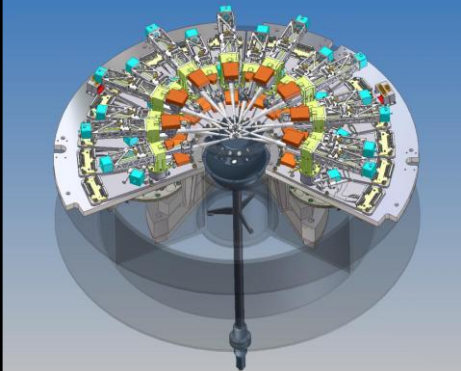
Key technologies

- Cryogenics
- Optics
- Vacuum
- Precision mechanics (also cryogenics)
- Deformable mirrors
- Stiff, light structures
- Imaging detectors
- Low-noise electronics
- Real-time computing
- Control systems and software

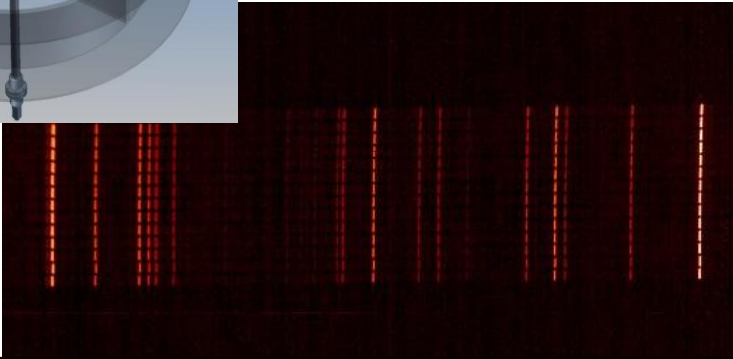






KMOS (2012)



PI – R. Sharples, Durham
 24 2.8x2.8" IFUs. 0.2" sampling.
 3 spectrographs (H2RG)
 24 cryogenic pick-off arms,
 operating on 7.2' field
 1 to 2.5 micron operation









$\lambda_c=2.5 \mu\text{m}$ HgCdTe eAPD


- unlike silicon HgCdTe offers noiseless avalanche gain of up to 33
 - 3 successful predevelopment studies with 4-channel 320x256 prototype
 - new 32-channel multiplexer in development at SELEX tailored to needs of GRAVITY fringe tracker and AO wavefront sensing




320x256 eAPD array



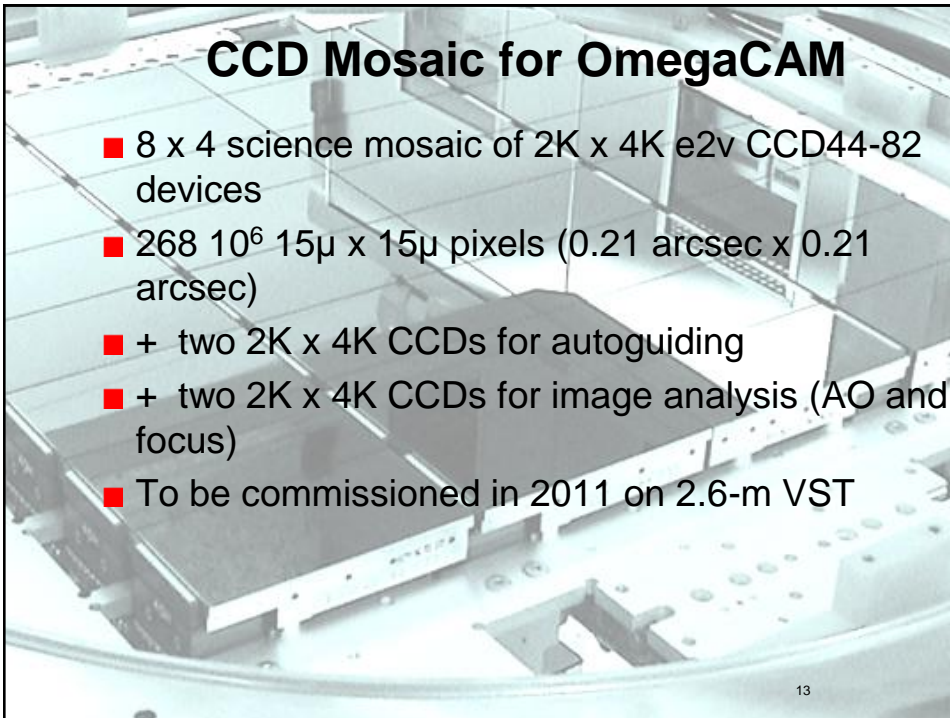
cryogenic preamplifier






CCD Mosaic for OmegaCAM


- 8 x 4 science mosaic of 2K x 4K e2v CCD44-82 devices
- $268 \cdot 10^6$ $15\mu \times 15\mu$ pixels (0.21 arcsec x 0.21 arcsec)
- + two 2K x 4K CCDs for autoguiding
- + two 2K x 4K CCDs for image analysis (AO and focus)
- To be commissioned in 2011 on 2.6-m VST




13



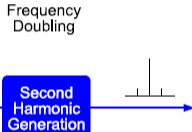


Lasers






Development of industrial fiber Raman sodium laser for VLT AOF






Seed Laser




Semiconductor Master Oscillator

Amplification

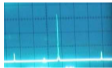





RFA

Frequency Doubling




Second Harmonic Generation








15




Laser Frequency Comb


- Laser Frequency Combs as calibrators
 - Provides a series of perfectly equidistant lines
 - Covers a large wavelength domain
 - Stabilized at the 10^{-11} to 10^{-15} level
 - The absolute reference linked to an atomic clock
- ESO in collaboration with the MPQ have been developing a LFC calibration system for use in astronomical spectrographs since 2008
- Tested on HARPS comb




Thorium-argon




Development of Piezo DM technology




52 actuator piezo DM
COME-ON-PLUS




60 actuator bimorph
piezo DM: MACAO



189 act. Piezo DM for
NAOS



1377 act. Piezo DM for SPHERE
with its drive electronics




50x50 actuator matrix
of 1mm pitch

Large Deformable mirrors development for AOF

Hexapod for centring & fine focusing

Cold Plate; heat evacuation & act. attachment




VLT Deformable secondary mirror


2mm Thin Shell

Reference body


- Ø 1.1m convex
- 1170 actuators
- 29 mm actuator pitch
- 1 ms response
- Stroke 50 / 1.5 μ m



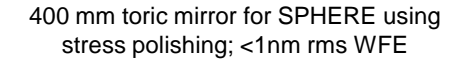
Special optics for AO




1.1 m light-weighted reference body for the VLT Deformable Secondary Mirror




1.1m Zerodur shell, in manufacturing



400 mm toric mirror for SPHERE using stress polishing; <math><1\text{nm}</math> rms WFE




Mass= 47 kg



2. New Instruments and opportunities

- VLT
- E-ELT
- R&D

If you are interested in specific opportunities please contact: eso_ins@eso.org



ES
O



Scale of instrumentation programme


Spend in industry M€

Year	2011	2012	2013	2014	2015	2016	2017	2018
VLT	5.1	4.0	3.1	3.2	6.6	3.0	3.3	5.0
ELT		0.2	3.2	3.1	6.9	12.2	12.6	15.4
total	5.1	4.2	6.3	6.3	13.5	15.2	15.9	20.4

ESO Industry Days 2011


21







VLT


- ERIS : AO high-resolution imager/spectrometer
 - Precision mechanical assemblies
 - Stiff mechanical structures
 - Cryogenic Infrared imager
 - Low vibration 40K cooling system
- ESO project
 - Outsourcing to industry and institutes

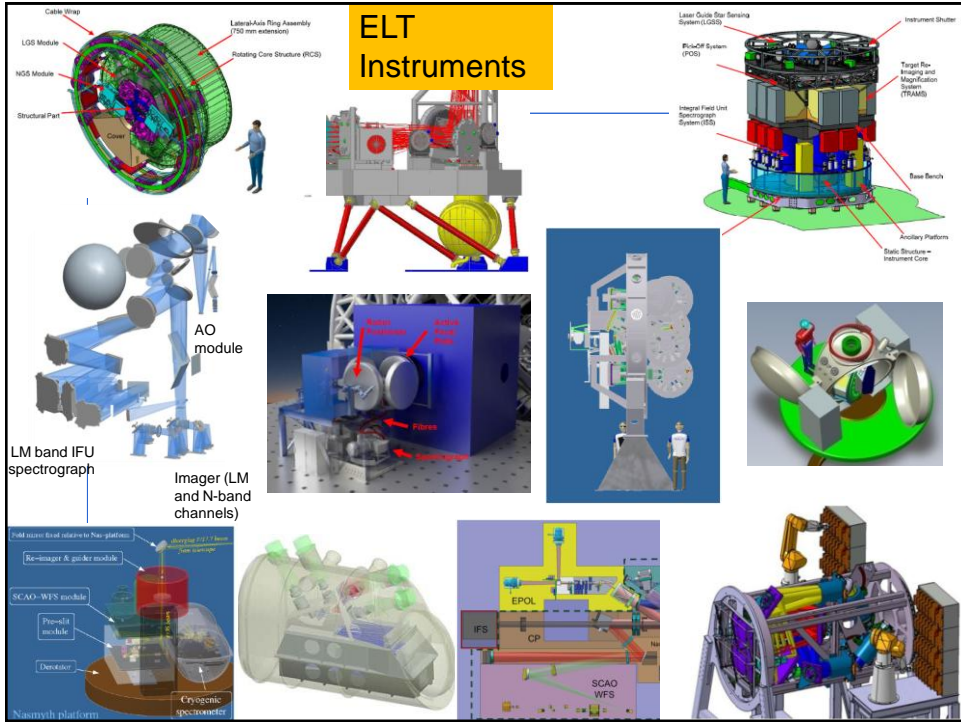
ESO Industry Days 2011
23




VLT


- Multi-Object Spectrograph conceptual design studies
 - Two studies for optical and IR instruments
 - Optical and IR fibres
 - Fibre robotic positioners
 - Optics
 - IR and Optical detectors

ESO Industry Days 2011
24






Phase A studies identified the key technologies

Name	Instrument type	Wavelength range	FoV and sampling	Spectral resolution	AO support envisaged	Notes
MICADO	Diffraction limited NIR Imager (slit spectroscopy?)	0.8-2.4 μm	30" 3-5 mas/pix		SCAO/MCAO	
HARMONI	Single-field NIR spectrograph	0.8-2.4 μm	~1"-10" 4-40 mas/pix	~4000 (~20,000)	SCAO/LTAO	
EAGLE	Wide-field multi-object NIR spectrograph	0.8-2.4 μm	patrol field $\geq 5'$ 10-50 mas/pix	~5000 (>10,000?)	MOAO	multiplex >20
CODEX	High-resolution visual spectrograph	0.35-0.72 μm	point source	>120,000	Tip-Tilt?	stability < 2 cm/s over 30 years
METIS	Mid-IR imager and spectrograph	3.5-20 μm	30" 15-30 mas/pix	5-200 ~100,000	SCAO/LTAO	Polarimetry
EPICS	Planet finder	0.6-1.8 μm	~2"-4"	>50	XAO	Polarimetry
OPTIMOS	Optical MOS (+ imaging?)	0.3-1.8 μm	5'-10' FoV	1000 or 10,000	GLAO	multiplex >100
SIMPLE	NIR high-resolution spectrograph	0.8-2.4 μm	slit	>100,000	SCAO/LTAO	
MAORY	Multi-conjugated AO module	0.6-2.4 μm	2' FoV			2 DMs + M4, 6 LGS
ATLAS	Laser tomography AO module	0.6-2.4 μm	1' FoV			M4, 6 LGS




Industrial opportunities: detectors


- Visible light science detectors
 - approx. 10-15 4k x 4k low noise CCD detectors
 - 4-6 9k x 9k format sought by optical spectrograph
- Infrared light science detectors
 - approx 40 4k x 4k low noise NIR (HgCdTe) detectors
 - 2 1024 x 1024 MIR (5-14um) detectors
- Near infrared and visible wavefront sensor detectors: fast read-out, low noise
 - 20 CCD detectors, format 1000-2000k-squared
 - ~5 HgCdTe detectors, format 1000k-squared

Industrial opportunities: optics


- The instrument programme will require significant procurement of large optics
 - (up to ~400mm, lenses and mirrors)
- Other areas of possible interest
 - Deformable mirrors of ~80x80 sub-apertures
 - Lenslet arrays for wavefront sensors
 - Micro-optics (mm scale) for integral field units (glass and Al)
 - Optical fibres – high transmission, broadband
 - Large dichroic mirrors
- Estimated spend on optics ~30MEuros over 2012-2020





Instrumentation ELT R&D


- Short time, low risk development & prototyping will be made within the instrument projects
 - Under the responsibility of the project consortium
 - Funded within the cost of the instrument
 - Related milestones will be defined with Consortium
- Longer time, key enabling technologies with higher risk for the project will start before the instrument selection (upon ELT approval)
 - ESO is preparing a long term development plan for instrumentation which will be updated on a two-year basis




Two First light ELT instruments

ESO Industry Days 2011

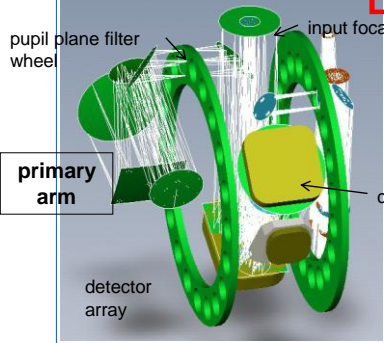




MICADO: NIR, large field, diffraction limited camera

- PI: Reinhard Genzel, Garching
- MPE, MPIA Heidelberg, USM, INAF, NOVA, OPM LESIA

Large Precision Optics



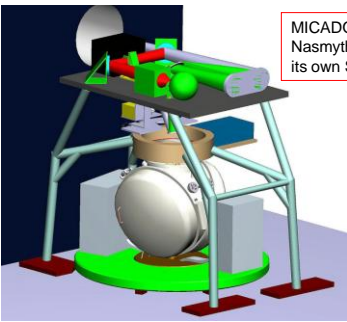
pupil plane filter wheel

input focal plane


primary arm


collimator

detector array



MICADO at the direct Nasmyth focus with its own SCAO sensor

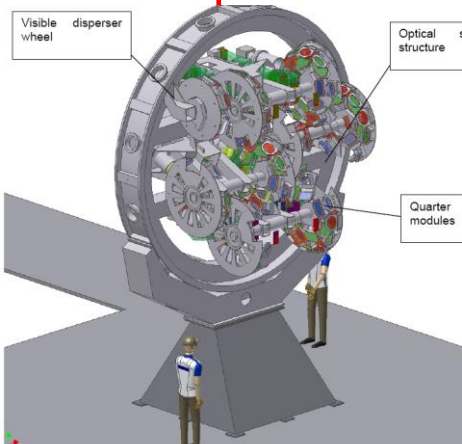




HARMONI : Single IFU, vis-NIR Spectrograph

- PI: Niranjan Thatte, Oxford
- Univ. Oxford, CRAL, CSIC, IAC, UK ATC

Complex IFU Optics

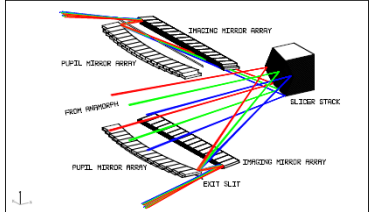


Visible disperser wheel

Optical support structure

Quarter modules

Left, the opto-,mechanical structure inside the 4-m diam. cryostat.



PUPIL MIRROR ARRAY


PUPIL MASK ARRAY

PUPIL MASK

SLICER STACK

EXIT SLIT


Above, the integral field unit. The slicer stack is 64x64mm





Possible future ELT instruments

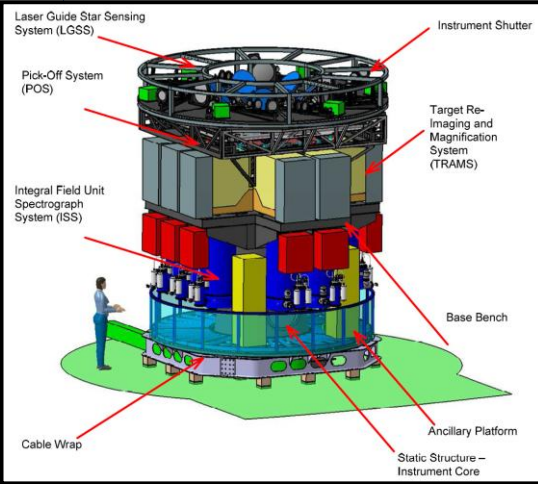
ESO Industry Days 2011 33


EAGLE: near-infrared multi integral-field spectrometer

Precision cryo-mechanics




- PI: Jean-Gabriel Cuby, LAM
- ONERA, OPM GEPI & LESIA, UK ATC, Durham Uni.




Laser guide star pick-offs



Selection of science sources



ESO

MAORY: Multi-Conjugate Adaptive Optics module

- PI: Emiliano Diolaiti, Bologna
- INAF (OABo, OaPd, PA Arcetri) ONERA

Dimensions: 8920, 10300, 6940, 6335

Labels: Telescope focal plane, DM, Dichroic, Vertical port, Gravity invariant port, R=1900 envelope

'Facility' adaptive optics system supporting two instruments.

Adaptive optics systems

ESO

METIS: Mid IR Imager - Spectrograph


cryo-optics & mechanics

- PI: Bernhard Brandl, Amsterdam
- NOVA (Leiden and Dwingeloo), MPIfA Heidelberg, CE Saclay DSM/IRFU/Sap, KU Leuven, ATC U

Labels: Window, AO module, Imager (LM and N-band channels), LM band IFU spectrograph, cold calibration unit, common fore-optics

Labels: Window, AO module, Imager (LM and N-band channels), LM band IFU spectrograph, cold calibration unit, common fore-optics

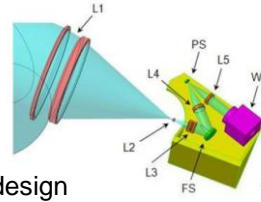
LM band IFU spectrograph



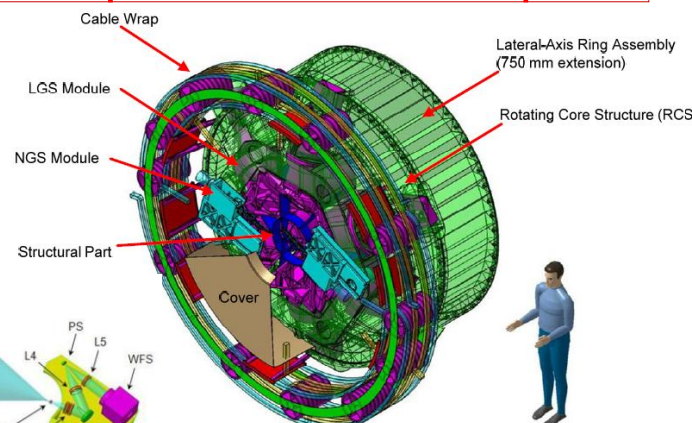
ATLAS: laser-tomography adaptive optics


- PI: Thierry Fusco, Paris
- ONERA, OPM GEPI & LESIA


Compact mechanics/optics



LGS design

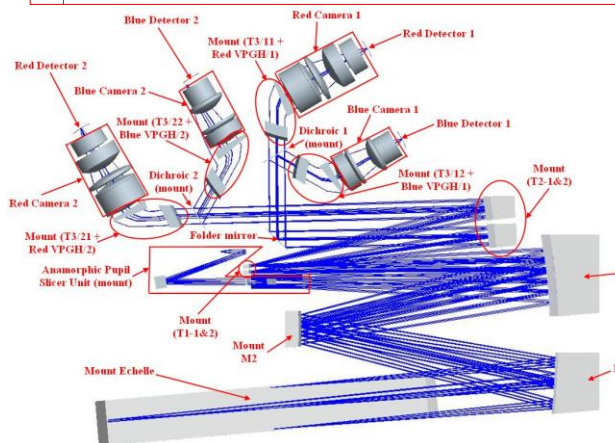


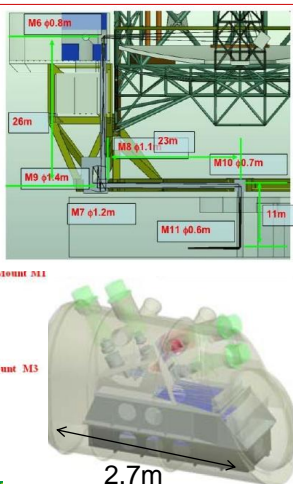




CODEX: high stability optical spectrograph

- PI: Luca Pasquini, ESO
- Geneve Observatory, IAC, INAF, IoA Cambridge





High-stability vacuum/temp.

ES+O

SIMPLE: high resolution NIR echelle spectrograph

- PI: Livia Origlia
- INAF (Bologna, Arcetri, Roma), UAO, TLS, PUC


Stable cryo-optics/mechanics

ES+O

EPICS Exoplanets Imaging Camera Spectrograph

- PI: Markus Kasper, ESO
- LAOG, LESIA, Uni. Nice, LAM, ONERA, Uni. Oxford, INAF (Padova), ETH Zurich, NOVA (Amsterdam, Utrecht)

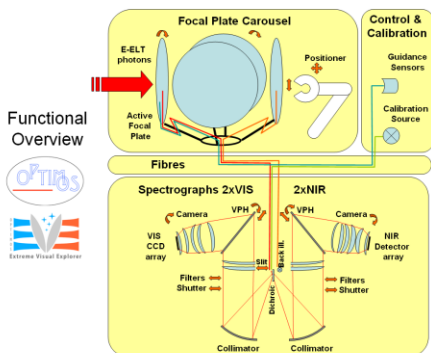
High-order adaptive optics & algorithms

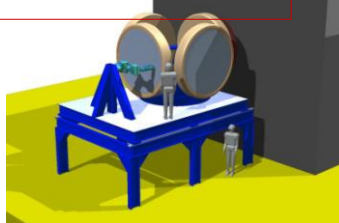


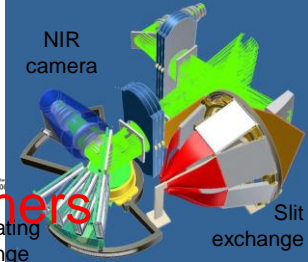
OPTIMOS – EVE: Optical-NIR MOS Fibre-based

PI: Francois Hammer, GEPI
NOVA, INAF, RAL, AIP, ZfA Heidelberg, NBI Copenhagen


Functional Overview







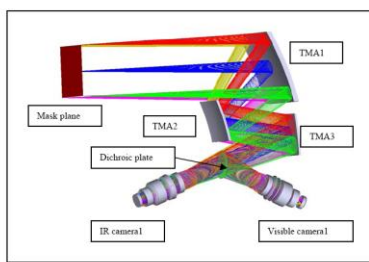
Mechanical fibre positioners



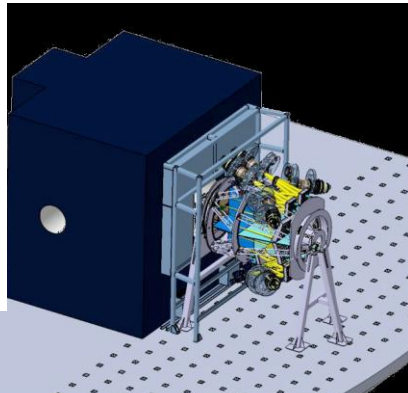
OPTIMOS-DIORAMAS: Optical slit-MOS + imaging

- PI: Olivier LeFevre, Marseille
- LAM, IAC, IASF-Milano

Precision mechanical systems




Optical system layout (1 quadrant)



Camera entrance pupil ~250mm

OPTIMOS-DIORAMAS at the E-ELT Nasmyth focus



**END
&
Questions**

